



OFFERING MEMORANDUM

THE JEFFERSON

3044 EDGEHILL DR. LOS ANGELES, CA 90018

Multifamily Investment Opportunity

FOR SALE

PROPERTY WEBSITE

—lucrumre.com





INVESTMENTS CONTACTS

THE JEFFERSON

LUCRUM GROUP | EQUITY UNION

RAYMOND RODRIGUEZ

FOUNDING PARTNER

D: +1 866-582-7865

M: +1 818-581-5829

ray@lucrumre.com

Lic. #01402283

MATT FREEDMAN

PARTNER

D: +1 818-755-5551

M: +1 818-585-6888

matt@lucrumre.com

Lic. #01487954



DISCLAIMER

All materials and information received or derived from EQUITY UNION and Lucrum ("Broker") its directors, officers, agents, advisors, affiliates and/or any third party sources are provided without representation or warranty as to completeness, veracity, or accuracy condition of the property, compliance or lack of compliance with applicable governmental requirements, develop ability or suitability, financial performance of the property, projected financial performance of the property for any party's intended use or any and all other matters.

Neither Broker its directors, officers, agents, advisors, or affiliates makes any representation or warranty, express or implied, as to accuracy or completeness of the material or information provided, derived, or received. Materials and information from any source, whether written or verbal, that may be furnished for review are not a substitute for a party's active conduct of its own due diligence to determine these and other matters of significance to such party. Broker will not investigate or verify any such matters or conduct due diligence for a part unless otherwise agreed in writing.

Any party contemplating or under contract or in escrow for a transaction is urged to verify all information and to conduct their own inspection and investigations including through appropriate third party independent professionals selected by such party. All financial data should be verified by the party including by obtaining and reading applicable documents and reports and consulting appropriate independent professionals. Broker makes no warranties and/or representations regarding the veracity, completeness, or relevance of any financial data or assumptions. Broker does not serve as a financial advisor to any party regarding any proposed transaction.

All data and assumptions regarding financial performance, including that used for financial modeling purposes, may differ from actual data or performance. Any estimates of market rents and/or projected rents that may be provided to a party do not necessarily mean that rents can be established at or increased to that level. Parties must evaluate any applicable contractual and governmental limitations as well as market conditions, vacancy factors and other issues in order to determine rent from or for the property. Legal questions should be discussed by the party with an attorney. Tax questions should be discussed by the party with a certified public accountant or tax attorney. Questions regarding the condition of the property and whether the property complies with applicable governmental requirements should be discussed by the party with appropriate engineers, architects, contractors, other consultants and governmental agencies. All properties and services are marketed by Broker in compliance with all applicable fair housing and equal opportunity laws.

CONFIDENTIALITY AGREEMENT

The contents included in this brochure are proprietary, paid for and include customized branded and/or trademarked materials that are to be kept strictly confidential. It is intended to be referred to only by the party receiving it from Broker. It should not be copied, duplicated, or otherwise made available to any other person, entity or competitor without the express written consent and approval of Broker. Any copying of proprietary material or brand will be a violation to your use of this brochure.



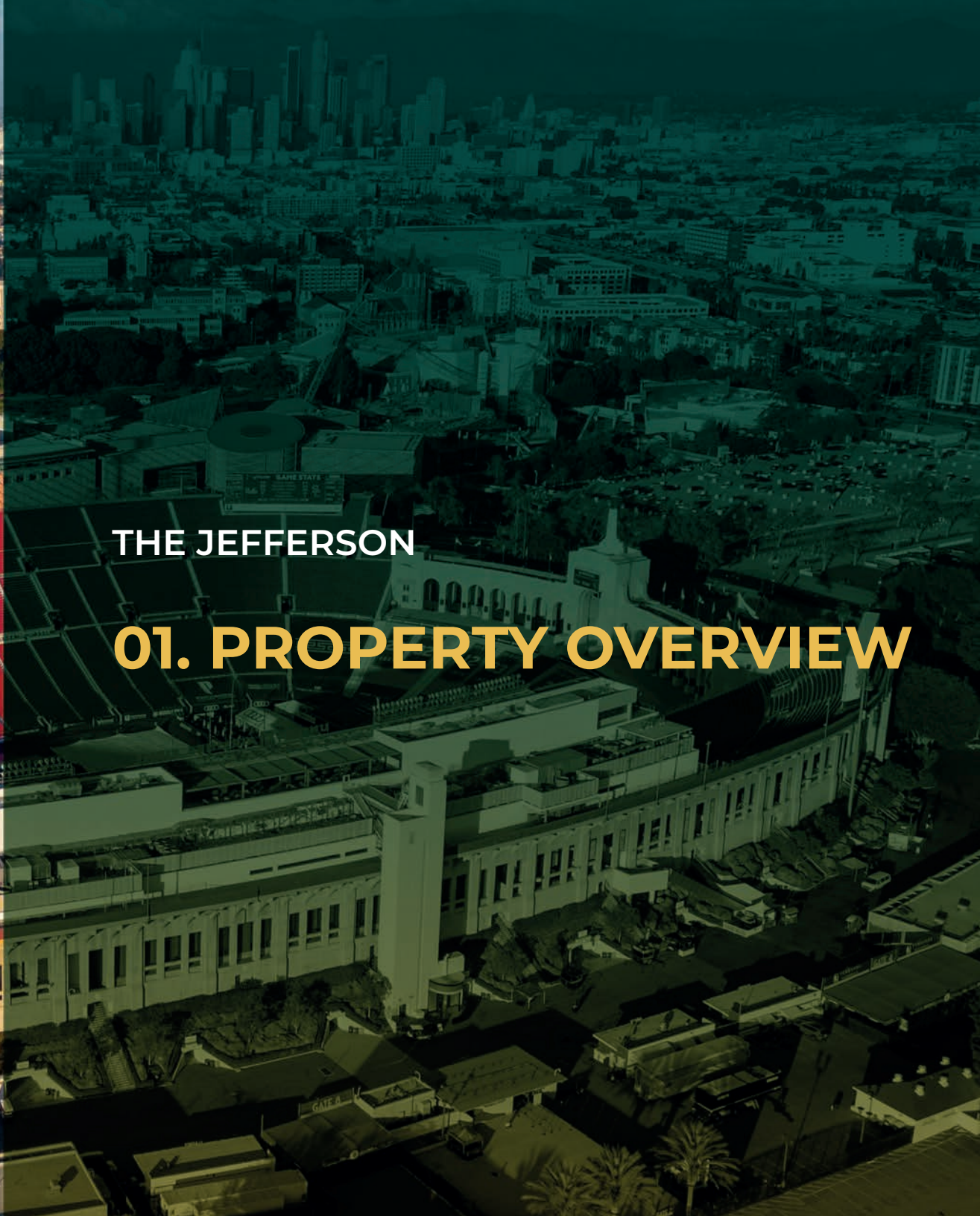


THE JEFFERSON

TABLE OF CONTENTS

- 01. PROPERTY OVERVIEW
- 02. FINANCIAL ANALYSIS
- 03. COMPARABLES
- 04. AREA OVERVIEW





THE JEFFERSON

01. PROPERTY OVERVIEW



THE JEFFERSON

PROPERTY OVERVIEW

Street Address:	3044 Edgehill Dr.
City:	Los Angeles
State:	California
Zip Code:	90018
APN:	5051-033-011
Rentable Square Feet:	±7,574 SF
Lot Size:	±8,005 SF
Year Built:	1929
Number of Units:	8
Number of Buildings:	1
Number of Stories:	2
Water:	Master-Metered
Electric:	Individually-Metered
Gas:	Individually-Metered
Construction:	Wood-frame
Roof:	Flat
Parking:	7 Spaces
Zoning:	LARD1.5
Unit Mix:	(8) 1 Bed/1 Bath





THE JEFFERSON



PROPERTY DESCRIPTION

Lucrum Real Estate Group is proud to present The Jefferson, value-added multifamily investment opportunity located in Jefferson Park, Los Angeles at 3044 Edgehill Dr. This architecturally charming apartment complex is comprised of (8) spacious apartment units in one two-story building with curb appeal offered at an attractive cost per pound of \$205,000 per unit and \$216.53 per square foot.

The building construction is of a wood frame with a flat roof and stucco exterior. The development of the building was completed in 1929 and encompassed an impressive $\pm 7,574$ building square feet situated on one parcel totaling $\pm 8,005$ square feet. Zoning is LARD1.5.

The updated apartment units are large and consist of (8) one-bedroom + one-bath units, offering two points of entry. Each unit is individually metered for gas and electric, along with individual hot water heaters, further lowering utility costs.

In the last several years, the property systems have been upgraded, and the property offers a newer roof and copper plumbing.

The building is accessible from the front of the property off Edgehill Dr., and the property provides 7 onsite parking spaces that have yet to be monetized.

Though certain upgrades have been made, there is still a considerable amount of value-add to unlock at the property, as well as tremendous



upside, offering $\pm 88\%$ in potential untapped rental income, making The Jefferson an incredible opportunity for an investor looking to acquire a well-positioned asset at an unbelievable price of \$216.53 p/sf!

(8) One-Bedroom + One-Bath

LOCATION DESCRIPTION

Jefferson Park is a historic neighborhood located in the South Los Angeles region of Los Angeles, California. Situated just south of Downtown Los Angeles, Jefferson Park is bounded by West Adams to the north, Leimert Park to the south, Arlington Heights to the west, and the Exposition Park area to the east. The neighborhood is known for its diverse community, rich cultural heritage, and historic architecture.

As of the latest available data, Jefferson Park has a population of approximately 14,000 residents. The neighborhood is characterized by its diverse demographic makeup, with residents representing a variety of ethnicities, cultures, and socioeconomic backgrounds. Families, young professionals, and artists are drawn to Jefferson Park for its affordability, sense of community, and convenient location.

Jefferson Park has experienced notable economic growth in recent years, spurred by revitalization efforts and investment in the neighborhood. The area is home to a growing number of small businesses, restaurants, cafes, and cultural venues that contribute to its vibrant economy. Additionally, the neighborhood's proximity to Downtown Los Angeles and major employment centers provides residents with





job opportunities across various industries.

While Jefferson Park itself may not have a large concentration of businesses, residents have access to job opportunities in nearby areas such as Downtown Los Angeles, Koreatown, and Culver City. The neighborhood's central location and access to public transportation make it convenient for residents to commute to work in other parts of the city.

Jefferson Park offers a range of housing options, including apartments, single-family homes, and duplexes. The neighborhood's apartment rental market is diverse, with properties ranging from historic buildings with charming architectural details to modern developments with luxury amenities. Rental prices in Jefferson Park tend to be more affordable compared to other neighborhoods in Los Angeles, making it an attractive option for renters seeking urban living without the high costs.

Jefferson Park is home to several parks and recreational facilities that provide residents with opportunities for outdoor recreation and leisure activities. The neighborhood's namesake park, Jefferson Park, features green space, sports courts, playgrounds, and picnic areas. Additionally, residents can explore nearby cultural attractions such as the California African American Museum and the Exposition Park Rose Garden.

Jefferson Park is a historic neighborhood with a rich cultural heritage and a bright future ahead. With its diverse community, growing economy, and affordable housing options, Jefferson Park offers residents a unique blend of urban living and neighborhood charm. As the neighborhood continues to evolve and thrive, it remains an attractive destination for those seeking an authentic Los Angeles experience.





THE JEFFERSON

PROPERTY HIGHLIGHTS

- + +/- 88% rental upside potential
- + Attractive cost per unit and cost per sf
- + Very spacious 1-bedroom + 1-bath units with two separate entrances
- + Individually metered for gas & electric and in-unit hot water heaters
- + Newer roof and copper plumbing
- + Excellent value-added investment opportunity

LOCATION HIGHLIGHTS

- + Located in the heart of Jefferson Park
- + Centrally Located between Baldwin Village and Mid City
- + Only minutes from USC, LA Memorial Coliseum, and BMO Stadium
- + Close proximity to the Metro Rail E Line from USC to Santa Monica
- + 81 walk score and Only Steps to Shopping and Entertainment
- + Ease of Access to the 10 Freeway

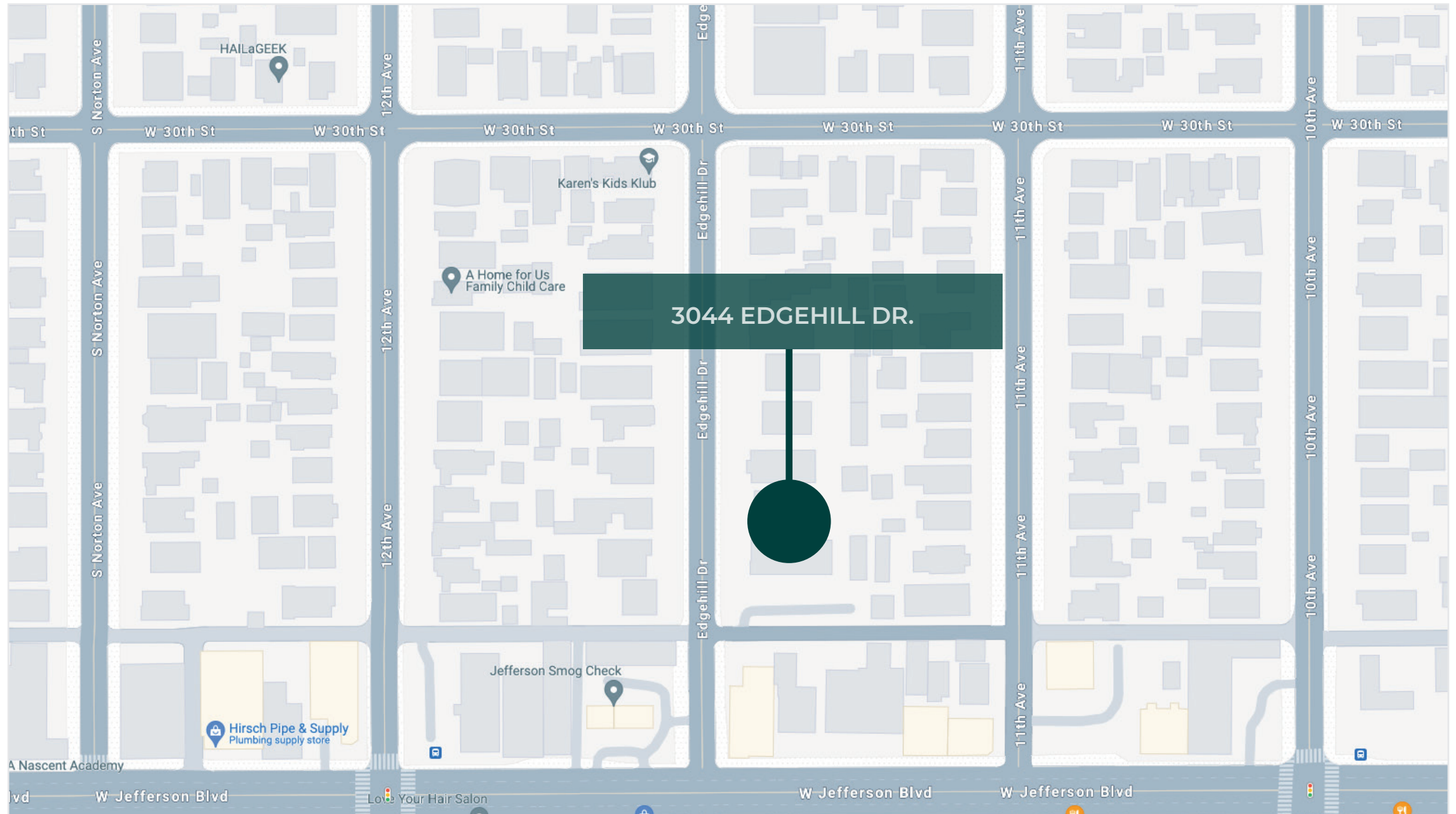








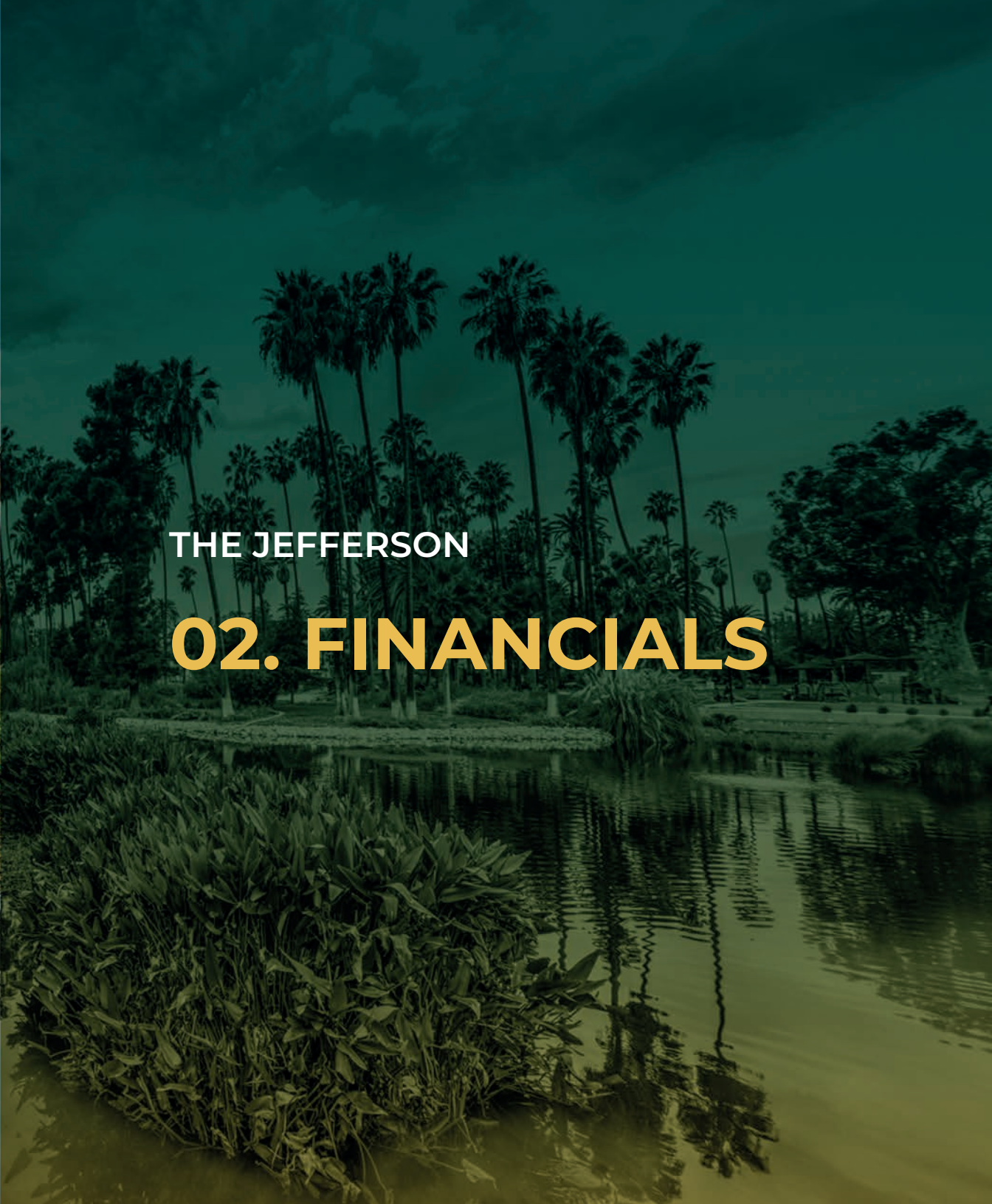
STREET MAP





SATELLITE MAP (3D)





THE JEFFERSON

02. FINANCIALS



FINANCIALS **PRICING DETAILS**

PRICE	\$1,640,000
Number of units	8
Price per unit	\$205,000
Price per Square Foot	\$216.53
Gross Square Footage	± 7,574
Lot Size	± 8,005
Year Built	1929

RETURNS	CURRENT	PRO FORMA
CAP Rate	4.13%	10.23%
GRM	13.99	7.44

RENT ROLL SUMMARY

# OF UNITS	UNIT TYPE	AVG CURRENT	PRO FORMA
8	1 + 1	\$1,221	\$2,295



FINANCIALS OPERATING DATA

ANNUAL INCOME		CURRENT		PRO FORMA
Scheduled Gross Income		\$117,252		\$220,320
Less: Vacancy/Deductions	3.00%*	(\$3,518)	3.00%*	(\$6,610)
Gross Operating Income		\$113,734		\$213,710
Less: Expenses	39.20%*	(\$45,958)	20.86%*	(\$45,958)
Net Operating Income		\$67,776		\$167,752
Pre-Tax Cash Flow	4.13%**	\$67,776	10.23%**	\$167,752

EXPENSES

Real Estate Taxes				\$20,500
Insurance				\$8,142
Utilities				\$4,691
Maintenance & Repairs				\$4,762
Misc				\$2,000
Off-Site Management				\$5,863
Total Expenses				\$45,958
Per Square Foot				\$6.07
Per Unit				\$5,744.78

* As a percentage of Scheduled Gross Income.

** As a percentage of Down Payment.



FINANCIALS RENT ROLL

#	UNIT TYPE	SF	RENT	PRO FORMA RENT	SEC 8 Y/N	NOTES
1	1 Bed/1 Bath	--	\$887.35	\$2,295.00	--	--
2	1 Bed/1 Bath	--	\$1,450.00	\$2,295.00	Y	--
3	1 Bed/1 Bath	--	\$1,470.00	\$2,295.00	Y	--
4	1 Bed/1 Bath	--	\$2,295.00	\$2,295.00	--	--
5	1 Bed/1 Bath	--	\$770.58	\$2,295.00	--	--
6	1 Bed/1 Bath	--	\$1,359.00	\$2,295.00	Y	--
7	1 Bed/1 Bath	--	\$732.02	\$2,295.00	--	--
8	1 Bed/1 Bath	--	\$807.01	\$2,295.00	--	--
Totals		--	\$9,770.96	\$18,360	--	--



THE JEFFERSON

03. COMPARABLES



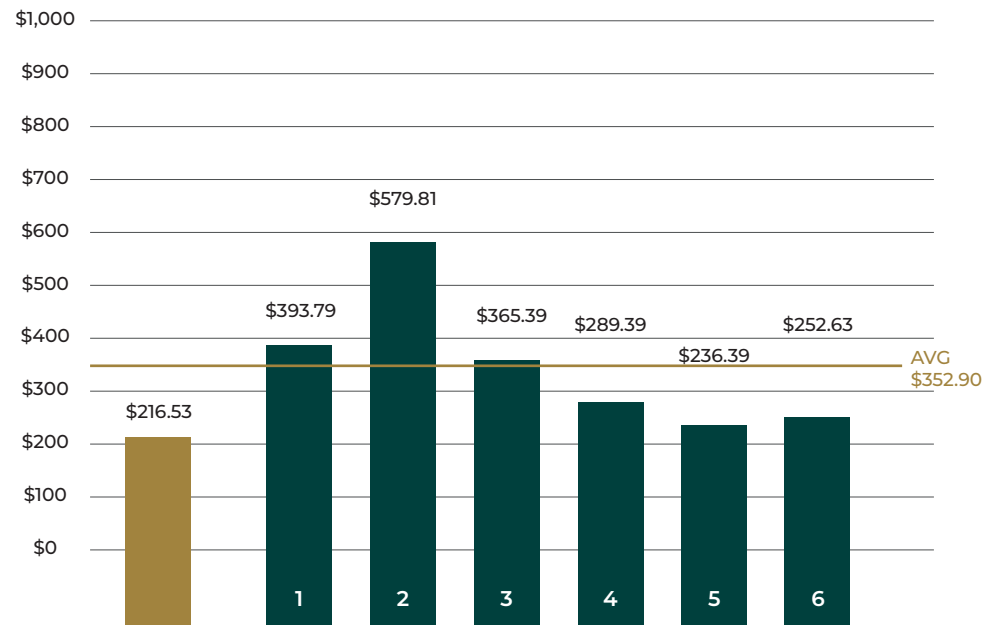
SOLD COMPARABLES

#	ADDRESS	SALE PRICE	YEAR BUILT	UNITS	SF	\$/UNIT	\$/SF	CAP RATE	GRM	COE DATE	DISTANCE
1	2867-73 Edgehill Dr. Los Angeles, CA 90018	\$2,410,000	1923	12	6,120	\$200,833	\$393.79	4.40%	14.37	June 15, 2022	0.2 Miles
2	2819 3rd Ave. Los Angeles, CA 90018	\$1,467,500	1925	5	2,531	\$293,500	\$579.81	4.40%	10.75	April 24, 2023	0.9 Miles
3	2001 4th Ave. Los Angeles, CA 90018	\$1,835,000	1920	5	5,022	\$367,000	\$365.39	4.54%	14.03	April 29, 2022	1.3 Miles
4	2030 4th Ave. Los Angeles, CA 90018	\$1,350,000	1916	5	4,665	\$270,000	\$289.39	5.48%	15.30	April 20, 2022	1.2 Miles
5	1458-62 W. 36th St. Los Angeles, CA 90018	\$1,350,000	1913	5	5,711	\$270,000	\$236.39	4.85%	15.07	May 2, 2023	1.9 Miles
6	2267-73 W. Adams Blvd. Los Angeles, CA 90018	\$2,400,000	1939	12	9,500	\$200,000	\$252.63	5.23%	10.48	September 14, 2023	1.1 Miles
	Average	\$1,802,083	1923	7	5,592	\$266,889	\$352.90	4.82%	13.33	--	1.1 Miles
	● Subject Property 3044 Edgehill Dr.	\$1,640,000	1929	8	7,574	\$205,000	\$216.53	4.13%	13.99	--	--

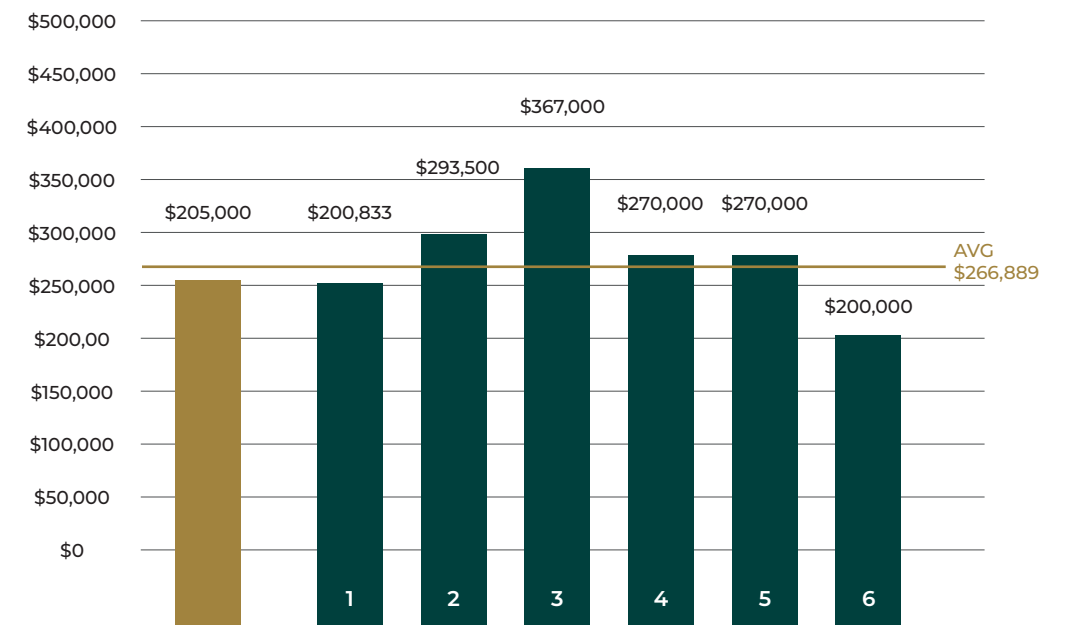


SOLD COMPARABLES

PRICE PER SF



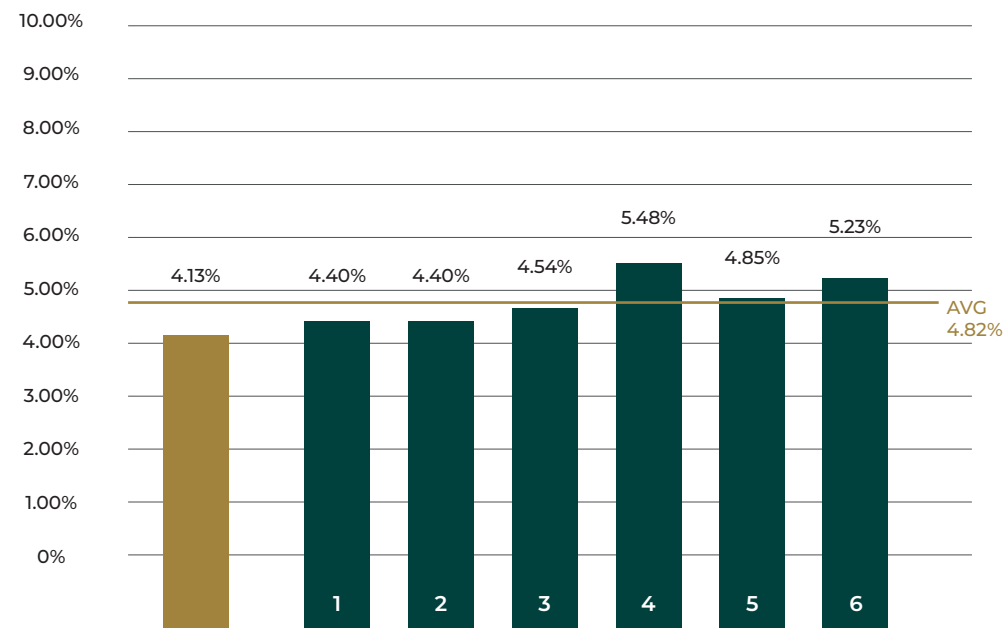
PRICE PER UNIT



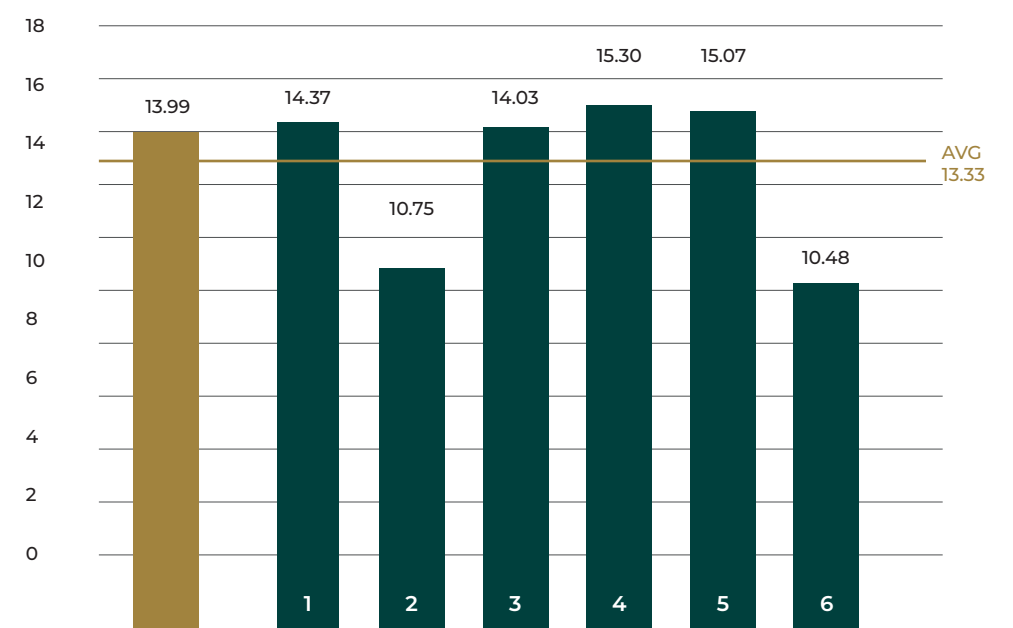


SOLD COMPARABLES

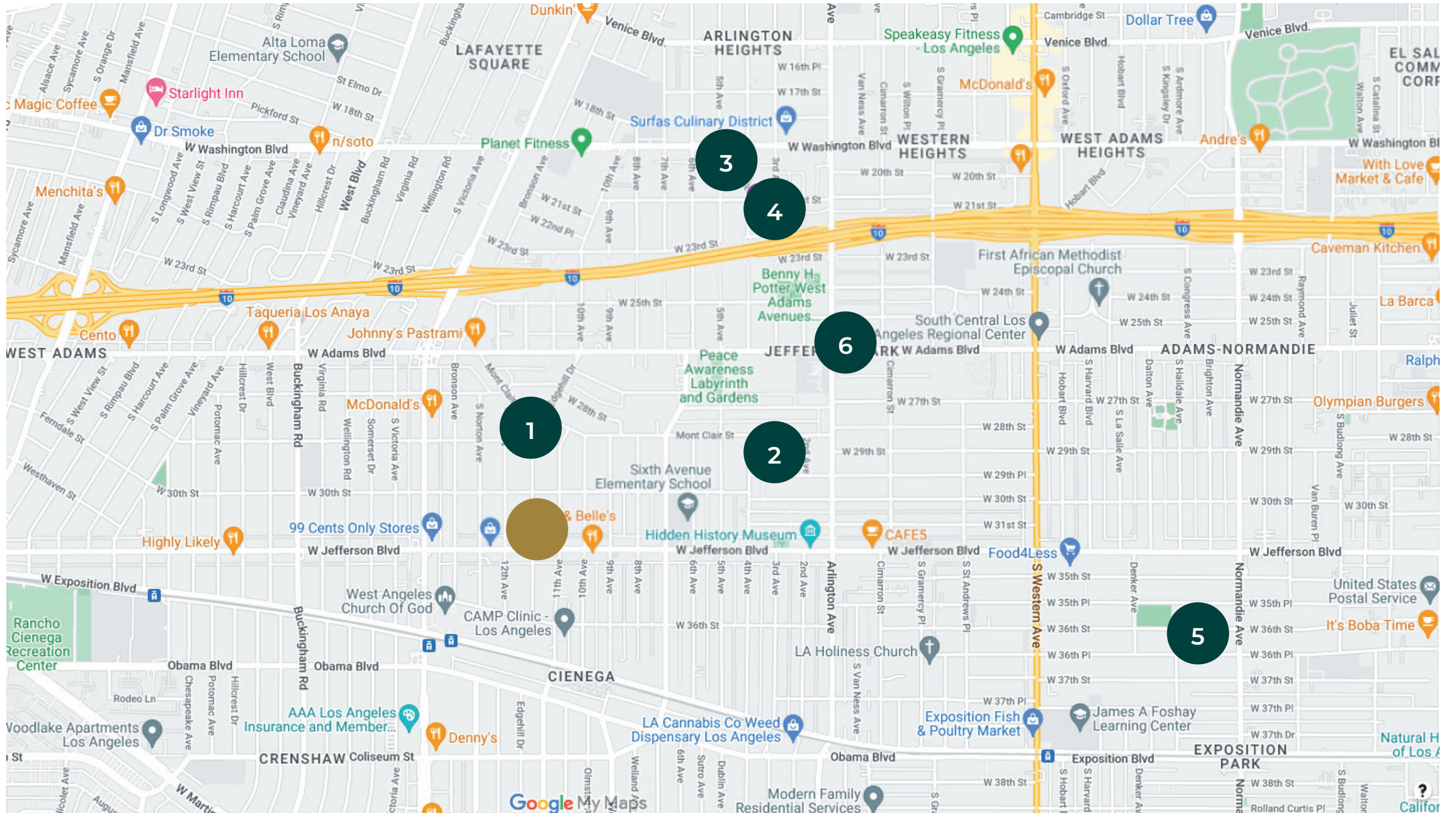
CAP RATE



GRM



SOLD COMPARABLES





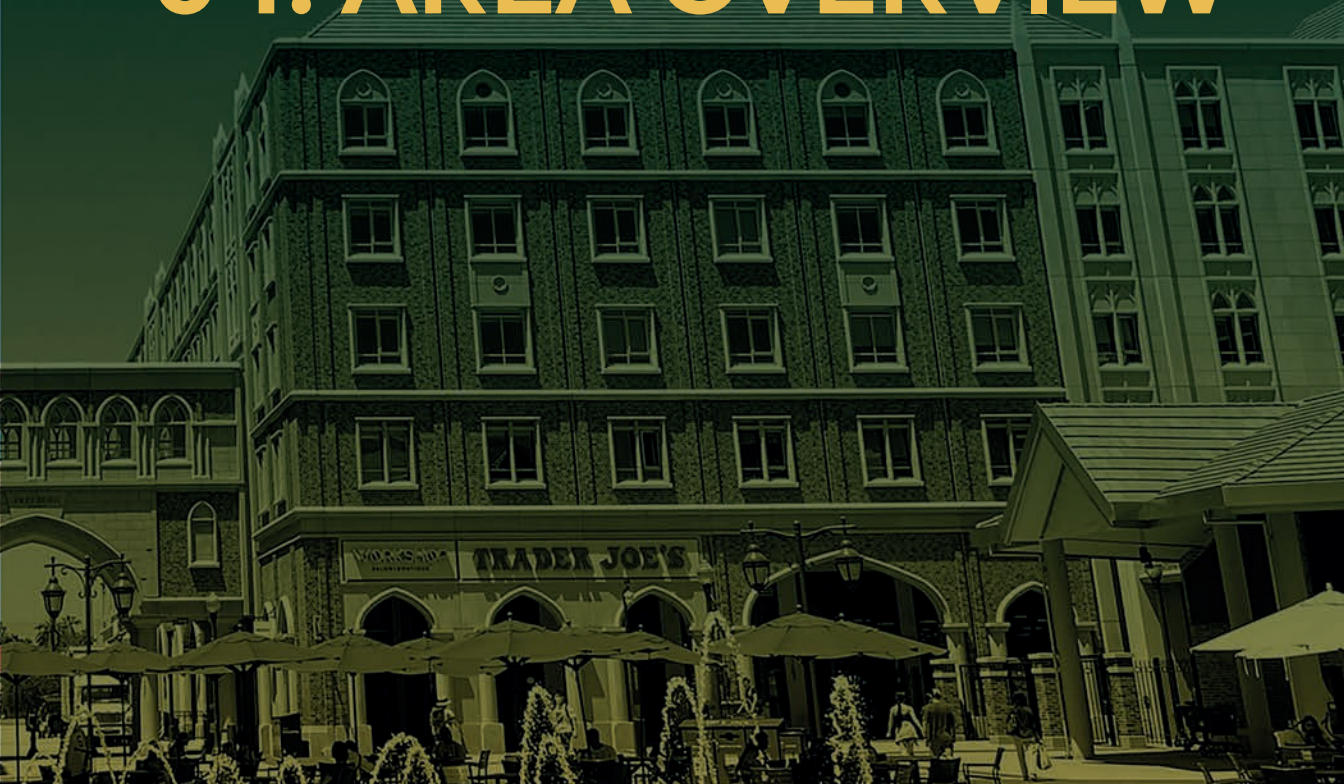
RENT COMPARABLES 1 BED + 1 BATH

#	PROPERTY	UNITS	YEAR BUILT	RENT	SF	RENT/SF	DISTANCE
1	3207 W. Adams Blvd. Los Angeles, CA 90018	27	1952	\$2,407	748	\$3.22	1.0 Miles
2	4038 W. 28th St. Los Angeles, CA 90018	7	1960	\$2,100	670	\$3.13	0.4 Miles
3	3105 W. 27th St. Los Angeles, CA 90018	44	1954	\$2,095	582	\$3.60	1.0 Miles
4	4558 W. 28th St. Los Angeles, CA 90018	4	1929	\$2,100	560	\$3.75	0.9 Miles
5	2646 S. La Salle Ave. Los Angeles, CA 90018	9	1962	\$2,100	769	\$2.73	1.9 Miles
6	2437 Exposition Pl. Los Angeles, CA 90018	3	1958	\$2,050	525	\$3.90	0.9 Miles
	Average	16	1953	\$2,142	642	\$3.29	1.0 Miles
	● Subject Property 3044 Edgehill Dr.	8	1929	\$ 1,221	947	\$1.29	--



THE JEFFERSON

04. AREA OVERVIEW





POINTS OF INTEREST





THE JEFFERSON

POINTS OF INTEREST




Exposition Park (2.9 Miles)

Founded as an agricultural park in 1872, Exposition Park is the home of some of LA's greatest cultural attractions and sports venues, including the California African American Museum, California Science Center, Natural History Museum of Los Angeles County, Los Angeles Memorial Coliseum and BMO Stadium.



Natural History Museum of Los Angeles (2.7 Miles)

The Natural History Museum of Los Angeles County is the largest natural and historical museum in the western United States. Its collections include nearly 35 million specimens and artifacts and cover 4.5 billion years of history



Los Angeles Memorial Coliseum (3.7 Miles)

The L.A. Coliseum, in Los Angeles' Exposition Park, is a multi-purpose stadium commissioned in 1921 as a memorial to the city's World War I veterans.



University of Southern California (3.2 Miles)

The University of Southern California is a private research university in Los Angeles, California. Founded in 1880 by Robert Maclay Widney, it is the oldest private research university in California and one of the most prestigious universities in the country.



Leimert Park (1.4 Miles)

Leimert Park Village, at the core of Leimert Park, is a historic hub of African-American art and culture in Los Angeles, likened to Harlem and Greenwich Village, and dubbed "the cultural heartbeat of black Los Angeles" in 1998.



La Brea Tar Pits: (4.1 Miles)

The La Brea Tar Pits is an active paleontological research site in urban Los Angeles. Hancock Park was formed around a group of tar pits where natural asphalt has seeped up from the ground for tens of thousands of years.



LOCAL DEVELOPMENTS



114 APARTMENTS, RETAIL SPACES AT 3022 S WESTERN AVENUE

CIM Group's proposal for a mixed-use apartment complex in South Los Angeles received approval from the Los Angeles City Planning Commission on July 13. The project at 3022 S. Western Avenue in Jefferson Park involves constructing a five-story building with 114 apartments, 2,500 square feet of ground-floor commercial space, and parking for 62 vehicles in a semi-subterranean garage, replacing a warehouse and parking lot.



NEW RENDERINGS REVEALED FOR 364-UNIT PROJECT ON S WESTERN AVENUE

Situated in Jefferson Park between the 10 Freeway trench and 24th Street, the upcoming development is set to occupy land formerly belonging to the Los Angeles Metropolitan Medical Center. CIM Group has already constructed over 100 residential units on the premises, including a ground-up development at 2221 S. Western Avenue and the repurposing of the adjacent hospital building.



UPDATE ON CIM'S NEW OFFICES AT 30TH AND CRENSHAW

CIM's latest development at 30th and Crenshaw comprises two projects totaling around 140,000 square feet. At the northeast corner, 2922 Crenshaw, a new three-story building, is taking shape, boasting approximately 87,000 square feet of office space above 1,750 square feet of ground-floor retail. Designed by Abramson Architects, the modern low-rise complex will include a landscaped courtyard, adjacent garage with 326 parking spaces, and a rooftop amenity deck for tenant use.



DEMOGRAPHICS

JEFFERSON PARK, LOS ANGELES, CA

Jefferson Park, once a prosperous streetcar suburb in South Los Angeles, now boasts a diverse community amidst its historic architecture. Many homes have been recently renovated, blending the past with modern updates. However, remodeling in this area requires adherence to a Historic Preservation Overlay Zone, ensuring a careful process. Residents often stay long-term, drawn to the neighborhood's sense of home and convenient location. The compact residential streets are lined with tidy sidewalks and lush greenery, creating a charming atmosphere.

When looking for outdoor activities, there are various parks available, including Benny H. Potter Park, offering amenities like a children's play area, basketball courts, and spots for family barbecues. Enjoy a cold brew or pour-over coffee

at Cafe 5, and satisfy your hunger with generous servings of El Salvadoran cuisine at La Esquina Restaurant. For home cooking, Food4Less provides all your pantry essentials.

QUICK FACT:

- + Jefferson Park is known as the "soul of the city" due to its tight-knit community spirit.
- + Historic Architecture: The neighborhood features stunning Edwardian and Craftsman-style homes, showcasing original details and craftsmanship.
- + Jefferson Park offers affordability and convenience, appealing especially to young families.



AVERAGE HOUSEHOLD
INCOME

\$73,349



MEDIAN AGE

35.2 years old



2021 ESTIMATED
POPULATION

51,388



TOTAL HOUSEHOLDS

16,394



BACHELORS DEGREE
OR HIGHER

15.6%



OVERVIEW

LOS ANGELES, CALIFORNIA

The Los Angeles Metro Rail is an urban rail transportation system serving Los Angeles County, California. It consists of six lines, including two subway lines and four light rail lines serving 93 stations. It connects with the Metro Busway bus rapid transit system and also with the Metrolink commuter rail system.



The City of Los Angeles holds many distinctions. L.A. is the entertainment capital of the world, a cultural mecca boasting more than 100 museums, and a paradise of idyllic weather. From tourist attractions like the Walk of Fame's collection of stars (numbering more than 2,614 and growing by one or two a month) to career opportunities like those presented in the expanding tech industry, Los Angeles is the place to be. It is the only city in North America to have hosted the Summer Olympics twice. Downtown L.A. is the largest government center outside of Washington, D. C. Los Angeles has the only remaining wooden lighthouse in the state (located in San Pedro's Point Fermin Park) and the largest historical theater district on the National Register of Historic Places (located Downtown on Broadway).

Los Angeles is on the leading edge of several growth industries. LA County, with more than 87,000 jobs in the fashion industry, has surpassed New York's fashion district workforce. The LA Five-County area also has more than 700,000 people at work in health services / biomedical activities and 190,000 people in aerospace and technology.





INVESTMENT CONTACTS

RAYMOND A. RODRIGUEZ IV

FOUNDING PARTNER

D: +1 866-582-7865

M: +1 818-581-5829

ray@lucrumre.com

Lic. #01402283

MATT FREEDMAN

PARTNER

D: +1 818-755-5551

M: +1 818-585-6888

matt@lucrumre.com

Lic. #01487954

